

# COVID-19 COCONINO COUNTY SCHOOLS UPDATE

COCONINO COUNTY  
*October 22, 2021*



# Introduction

Coconino County Schools COVID-19 data reporting is using the COVID-19 Indicators and Transmission Levels outlined below, in alignment with the updated schools guidance from ADHS. Visit [ADHS Schools Page](#) for recommended Implementation of Mitigation Strategies and K-12 School Learning Modes by Level of Community Transmission.

Indicator	Low Transmission	Moderate Transmission	Substantial Transmission	High Transmission
Total new cases per 100,000 persons in the last 7 days	0-9	10-49	50-99	≥100
Percentage of nucleic acid amplification tests (NAATs) that are positive during the past 7 days	<5.0%	5.0% - 7.9%	8.0% - 9.9%	≥10.0%

To report suspected or confirmed cases of COVID-19 within your school, please use the following link:  
<https://coconino.az.gov/2475/Case-Reporting>

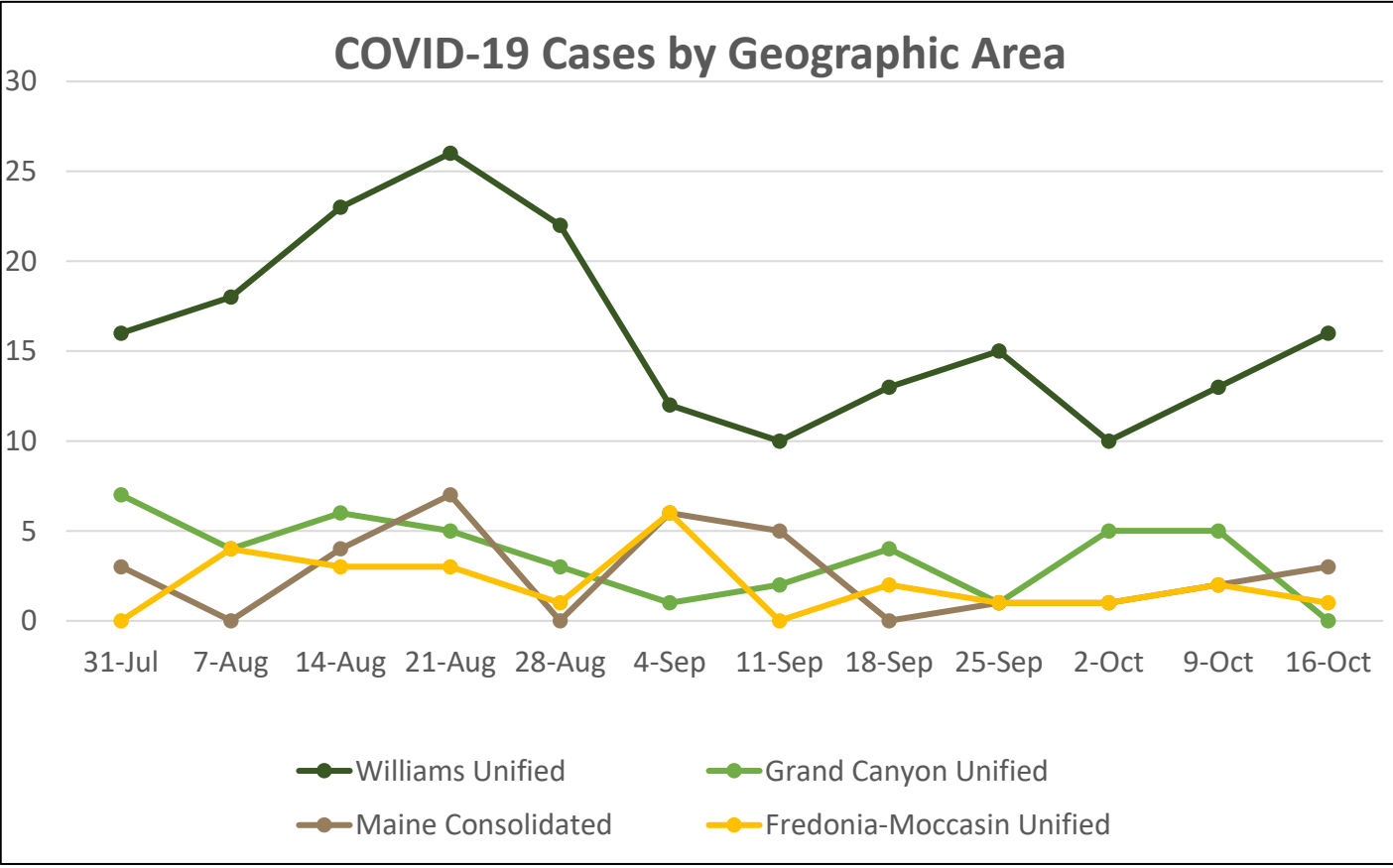
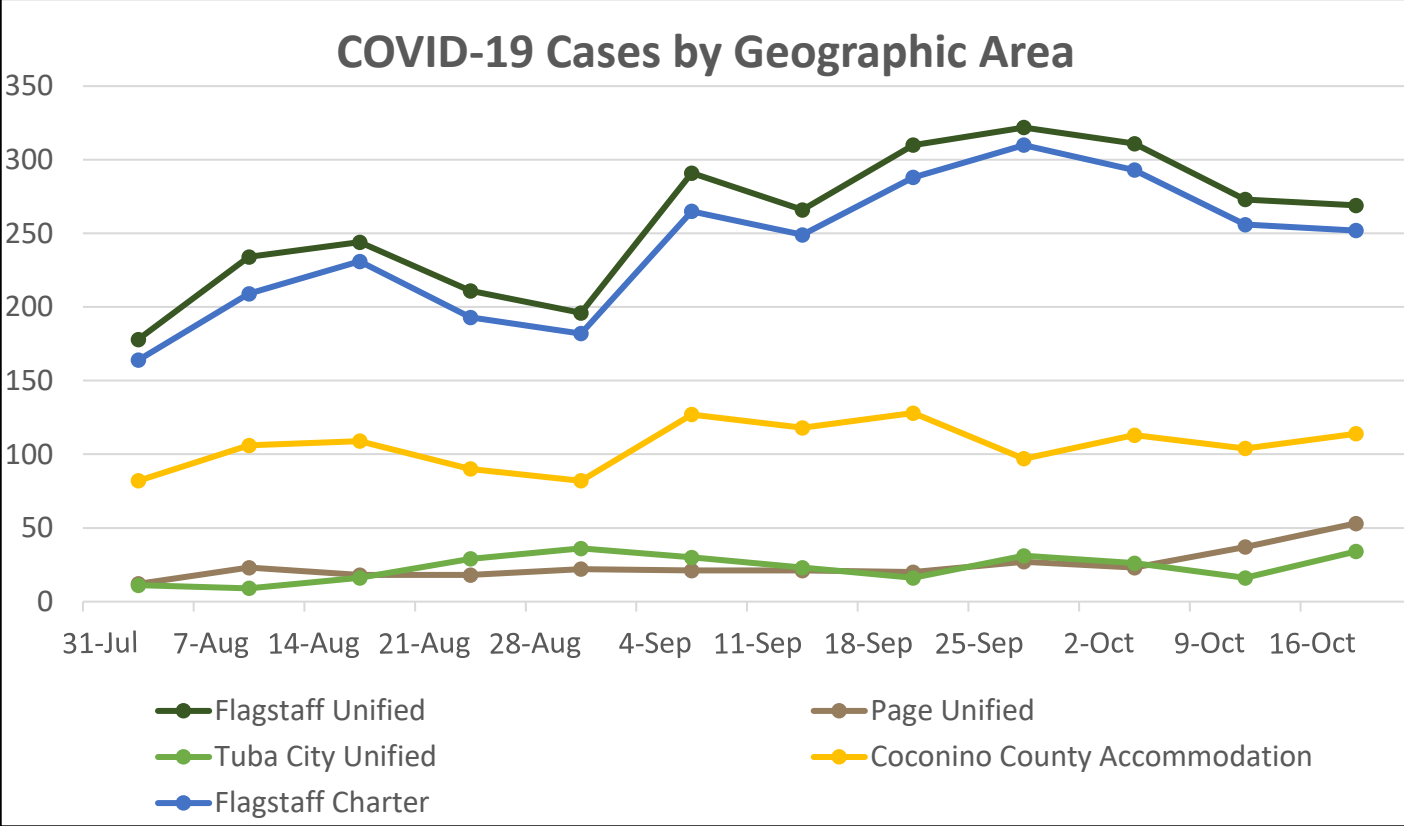
## Jurisdiction Summary

School Districts	Case Rate	% Positivity	Transmission Level
Coconino County Accommodation			High
Flagstaff Charter Schools			High
Flagstaff Unified			High
Fredonia-Moccasin Unified			Substantial
Grand Canyon Unified			Low
Maine Consolidated			High
Page Unified			High
Tuba City Unified			High
Williams Unified			High
<b>Coconino County Total</b>	<b>288.4</b>	<b>7.9%</b>	<b>High</b>

\*Summary data is current as of 10/16/21. Percent positivity calculation is performed using all PCR results from Electronic Laboratory Reporting (ELR).

# COVID-19 Situation Summary\*

**Location:**



\*Cases reported from 3/15/20-10/16/21

# COVID-19 Situation Summary

## Location:

Location	Case Incidence per 100,000		Positivity Yield	
	Week Ending October 9 <sup>th</sup>	Week Ending October 16 <sup>th</sup>	Week Ending October 9 <sup>th</sup>	Week Ending October 16 <sup>th</sup>
Coconino County Accommodation (86004)	287	314	11.1%	11.0%
Flagstaff Charter (86001, 86004, 86005, 86011)	273	269	5.9%	6.4%
Flagstaff Unified (86001, 86004, 86005, 86011, 86015, 86017, 86018, 86020, 86035)	273	269	6.1%	6.5%
Fredonia-Moccasin Unified (86022)	108**	54**	25.0%	0%
Grand Canyon Unified (86023)	197**	0**	17.5%	0%
Maine Consolidated (86018)	221**	332**	0.0%	15.8%
Page Unified (86040, 86020, 86053)	307	440	17.2%	18.8%
Tuba City Unified (86045)	137	291	5.9%	10.2%
Williams Unified (86046)	228**	281**	14.8%	20.7%

\* The numbers above are subject to change in future reports, as data reporting may incur a 7 – 14 day lag from the date of testing.

\*\* Rate calculations are not accurate indicators with low case counts and/or populations <10,000.

## Key Take Away

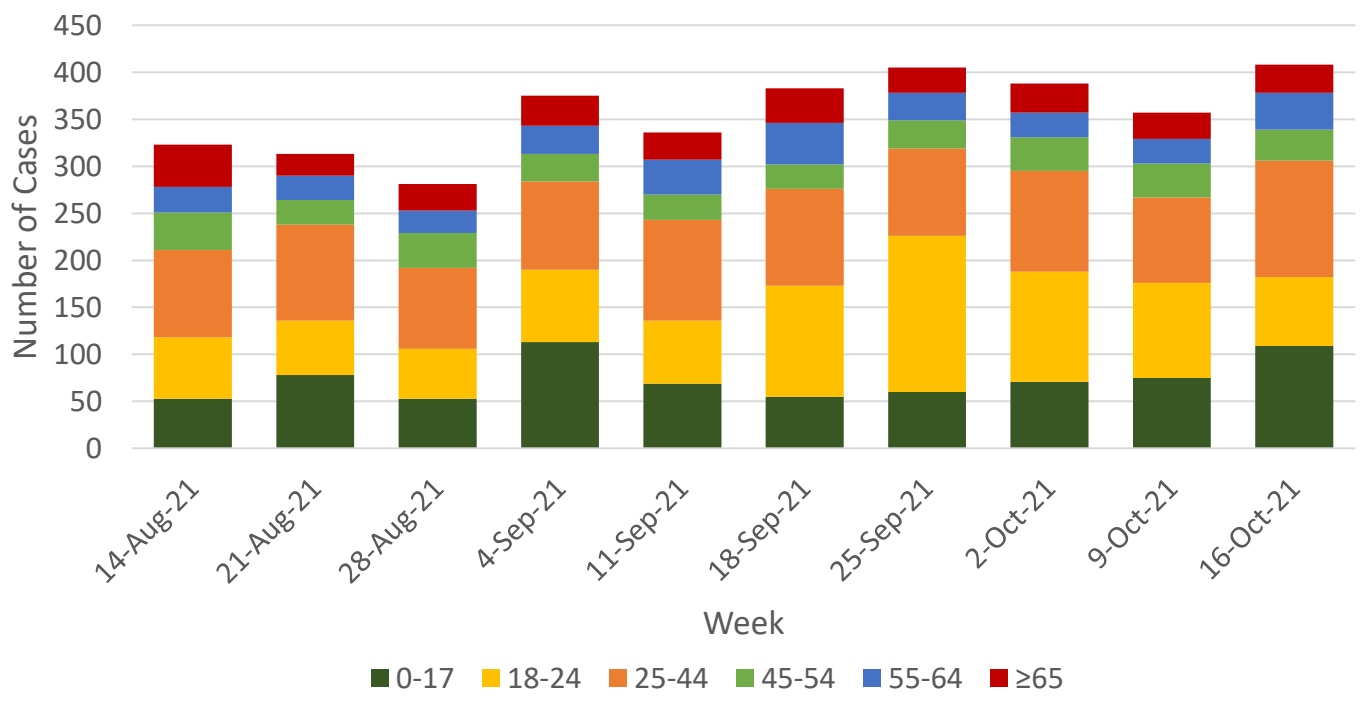
- No school districts have experienced two consecutive weeks below 100 cases per 100,000 population.
- Flagstaff Charter and Flagstaff Unified have experienced a two-week positivity yield of 10% or below.

# COVID-19 Situation Summary\*

## Age:

Age	Confirmed Cases*	Case Incidence per 100,000*
Under 18	3,231	11,537.2
18-24 years	5,744	18,656.0
25-44 years	6,867	19,464.3
45-54 years	2,460	17,269.2
55-64 years	2,159	13,028.8
65+ years	1,874	10,082.9

### Age of Confirmed Cases by Week



\*Cases reported from 3/15/20-10/16/21