

COVID-19 COCONINO COUNTY SCHOOLS UPDATE

COCONINO COUNTY
September 24, 2021



Introduction

Coconino County Schools COVID-19 data reporting is using the COVID-19 Indicators and Transmission Levels outlined below, in alignment with the updated schools guidance from ADHS. Visit [ADHS Schools Page](#) for recommended Implementation of Mitigation Strategies and K-12 School Learning Modes by Level of Community Transmission.

Indicator	Low Transmission	Moderate Transmission	Substantial Transmission	High Transmission
Total new cases per 100,000 persons in the last 7 days	0-9	10-49	50-99	≥100
Percentage of nucleic acid amplification tests (NAATs) that are positive during the past 7 days	<5.0%	5.0% - 7.9%	8.0% - 9.9%	≥10.0%

To report suspected or confirmed cases of COVID-19 within your school, please use the following link:
<https://coconino.az.gov/2475/Case-Reporting>

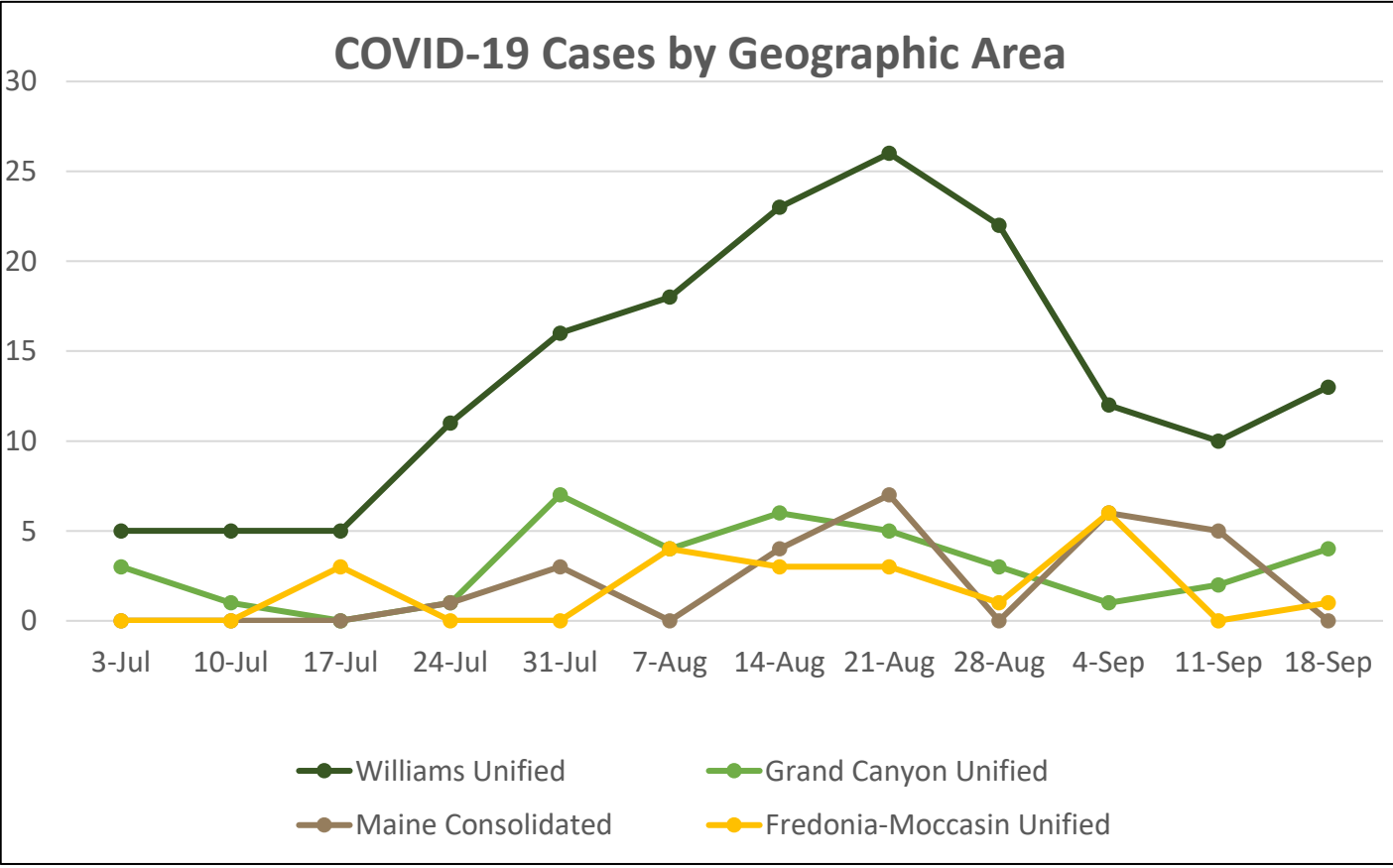
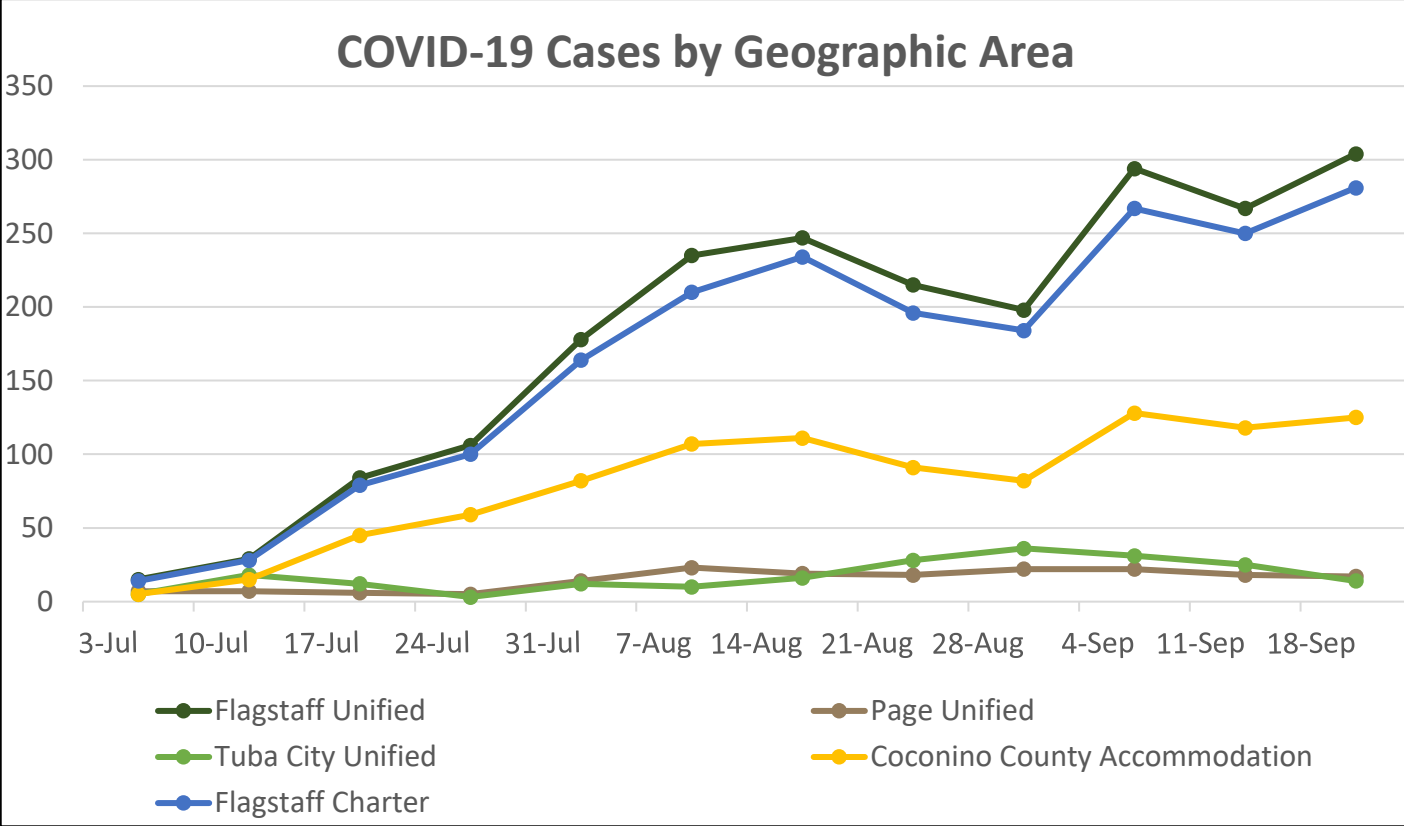
Jurisdiction Summary

School Districts	Case Rate	% Positivity	Transmission Level
Coconino County Accommodation			High
Flagstaff Charter Schools			High
Flagstaff Unified			High
Fredonia-Moccasin Unified			Substantial
Grand Canyon Unified			High
Maine Consolidated			Low
Page Unified			High
Tuba City Unified			High
Williams Unified			High
Coconino County Total	263.6	7.4%	High

*Summary data is current as of 9/18/21. Percent positivity calculation is performed using all PCR results from Electronic Laboratory Reporting (ELR).

COVID-19 Situation Summary*

Location:



*Cases reported from 3/15/20-9/18/21

COVID-19 Situation Summary

Location:

Location	Case Incidence per 100,000		Positivity Yield	
	Week Ending September 11 th	Week Ending September 18 th	Week Ending September 11 th	Week Ending September 18 th
Coconino County Accommodation (86004)	325	345	10.7%	9.9%
Flagstaff Charter (86001, 86004, 86005, 86011)	266	300	6.7%	6.8%
Flagstaff Unified (86001, 86004, 86005, 86011, 86015, 86017, 86018, 86020, 86035)	267	304	6.8%	7.1%
Fredonia-Moccasin Unified (86022)	0**	54**	0.0%	0.0%
Grand Canyon Unified (86023)	79**	158**	5.6%	9.7%
Maine Consolidated (86018)	554**	0**	14.7%	0.0%
Page Unified (86040, 86020, 86053)	150	141	7.6%	12.1%
Tuba City Unified (86045)	214	150	8.0%	5.6%
Williams Unified (86046)	176**	228**	18.5%	13.4%

* The numbers above are subject to change in future reports, as data reporting may incur a 7 – 14 day lag from the date of testing.

** Rate calculations are not accurate indicators with low case counts and/or populations <10,000.

Key Take Away

- Fredonia-Moccasin school district experienced two consecutive weeks below 100 cases per 100,000 population.
- Flagstaff Charter, Flagstaff Unified, Fredonia-Moccasin, Grand Canyon, and Tuba City Unified have experienced a two-week positivity yield of 10% or below.

COVID-19 Situation Summary*



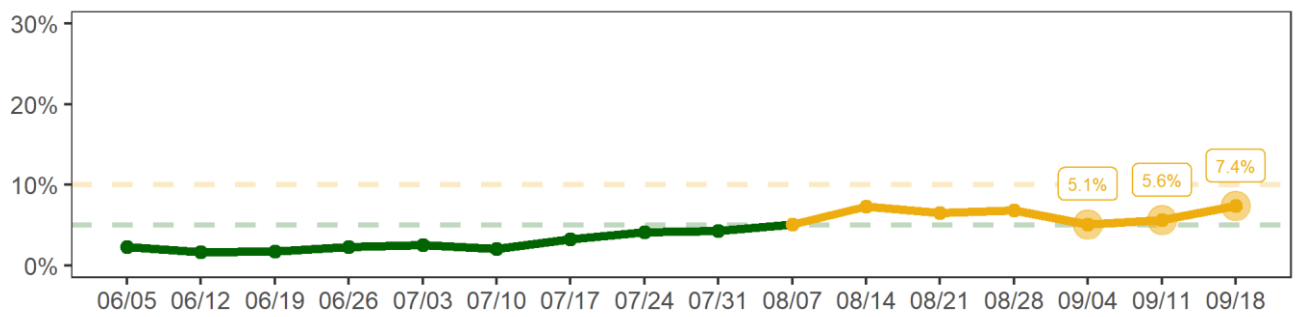
Hospitalizations

(not all hospitals are currently reporting hospitalization data to Coconino County):

	Banner Page Hospital	Flagstaff Medical Center	Tuba City Regional Healthcare
Adult ICU Bed Availability (N)	0	5	0
Adult ICU Bed Availability (%)	0%	12%	0%
Emergency Department Bed Availability (N)	7	0	30
Emergency Department Bed Availability (%)	78%	0%	100%
Med/Surg Bed Availability (N)	3	2	2
Med/Surg Bed Availability (%)	18%	1%	4%

*Hospital bed availability is determined based on bed availability as well as standard staffing schedules. Additional beds may be available that are not currently staffed.

Hospital Visits for COVID-Like Illnesses Among Coconino County Residents:



CLI Graph represents data from hospital surveillance at the county level. Not all county hospitals are reporting CLI.

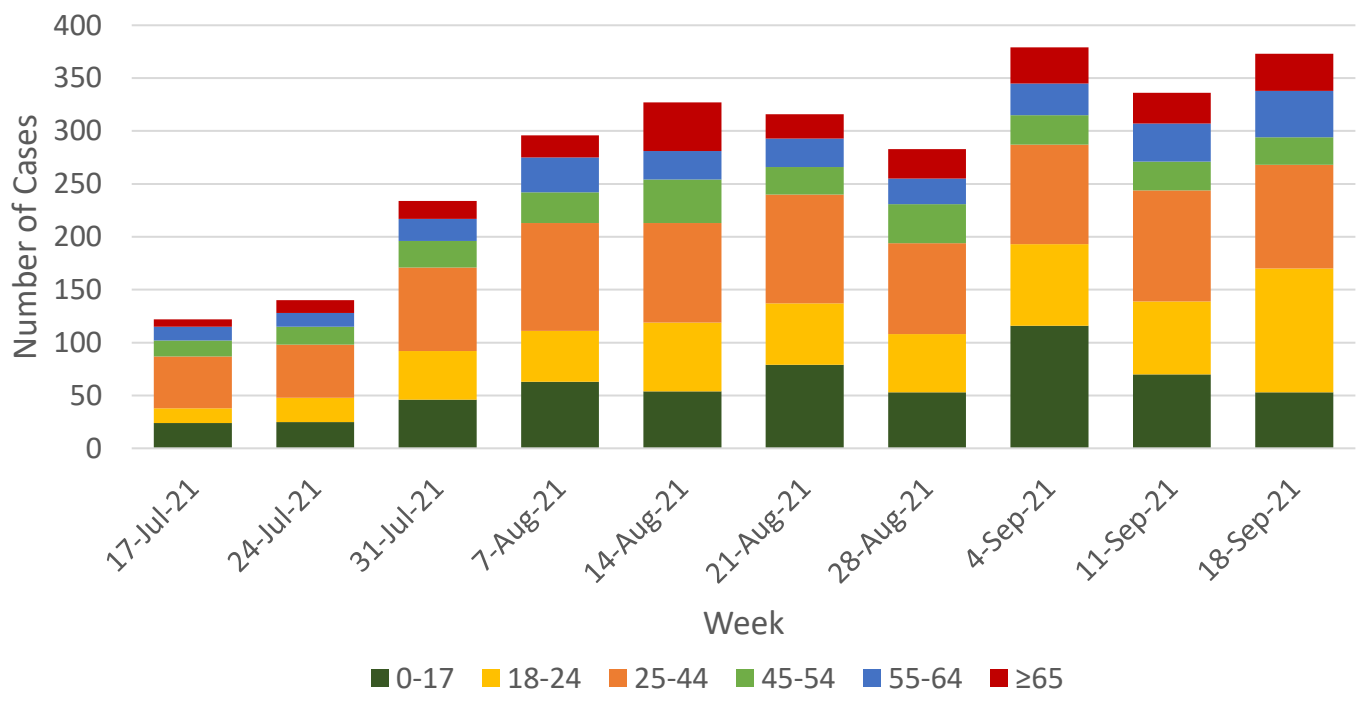
*Cases reported from 3/15/20-9/18/21

COVID-19 Situation Summary*

Age:

Age	Confirmed Cases*	Case Incidence per 100,000*
Under 18	2,925	10,444.6
18-24 years	5,297	17,204.2
25-44 years	6,454	18,293.7
45-54 years	2,330	16,356.6
55-64 years	2,041	12,316.7
65+ years	1,760	9,469.5

Age of Confirmed Cases by Week



*Cases reported from 3/15/20-9/18/21