

COVID-19 COCONINO COUNTY SCHOOLS UPDATE

COCONINO COUNTY
September 17, 2021

Introduction

Coconino County Schools COVID-19 data reporting is using the COVID-19 Indicators and Transmission Levels outlined below, in alignment with the updated schools guidance from ADHS. Visit [ADHS Schools Page](#) for recommended Implementation of Mitigation Strategies and K-12 School Learning Modes by Level of Community Transmission.

Indicator	Low Transmission	Moderate Transmission	Substantial Transmission	High Transmission
Total new cases per 100,000 persons in the last 7 days	0-9	10-49	50-99	≥100
Percentage of nucleic acid amplification tests (NAATs) that are positive during the past 7 days	<5.0%	5.0% - 7.9%	8.0% - 9.9%	≥10.0%

To report suspected or confirmed cases of COVID-19 within your school, please use the following link:
<https://coconino.az.gov/2475/Case-Reporting>

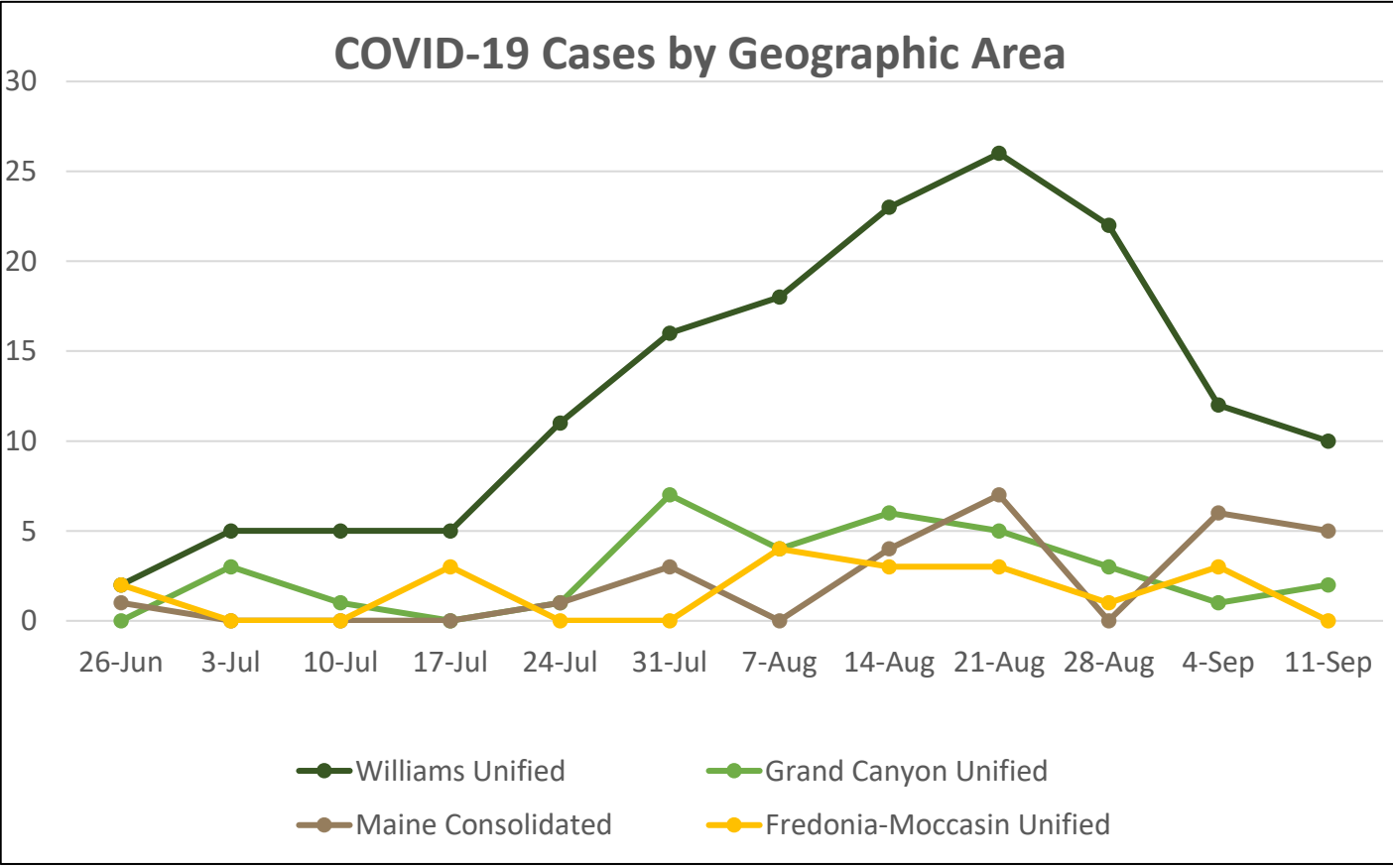
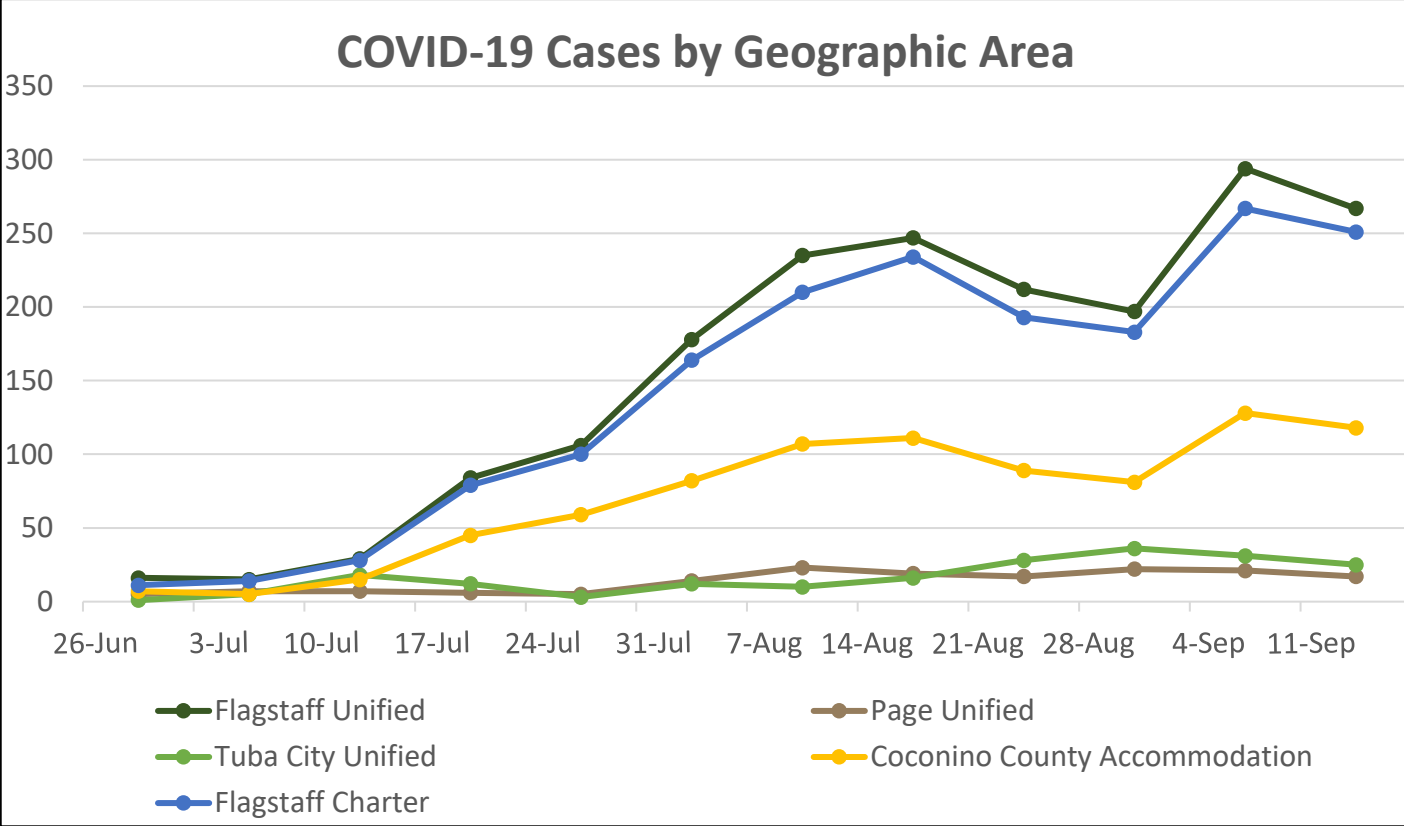
Jurisdiction Summary

School Districts	Case Rate	% Positivity	Transmission Level
Coconino County Accommodation			High
Flagstaff Charter Schools			High
Flagstaff Unified			High
Fredonia-Moccasin Unified			Low
Grand Canyon Unified			Substantial
Maine Consolidated			High
Page Unified			High
Tuba City Unified			High
Williams Unified			High
Coconino County Total	236.1	7.3%	High

*Summary data is current as of 9/11/21. Percent positivity calculation is performed using all PCR results from Electronic Laboratory Reporting (ELR).

COVID-19 Situation Summary*

Location:



*Cases reported from 3/15/20-9/11/21

COVID-19 Situation Summary

Location:

Location	Case Incidence per 100,000		Positivity Yield	
	Week Ending September 4 th	Week Ending September 11 th	Week Ending September 4 th	Week Ending September 11 th
Coconino County Accommodation (86004)	353	325	9.7%	11.1%
Flagstaff Charter (86001, 86004, 86005, 86011)	285	268	6.8%	6.9%
Flagstaff Unified (86001, 86004, 86005, 86011, 86015, 86017, 86018, 86020, 86035)	294	267	6.9%	7.0%
Fredonia-Moccasin Unified (86022)	162**	0**	33.3%	0.0%
Grand Canyon Unified (86023)	39**	79**	5.9%	7.4%
Maine Consolidated (86018)	664**	554**	17.6%	14.7%
Page Unified (86040, 86020, 86053)	175	141	4.9%	7.5%
Tuba City Unified (86045)	266	214	5.9%	8.0%
Williams Unified (86046)	211**	176**	18.1%	19.2%

* The numbers above are subject to change in future reports, as data reporting may incur a 7 – 14 day lag from the date of testing.

** Rate calculations are not accurate indicators with low case counts and/or populations <10,000.

Key Take Away

- Grand Canyon school district experienced two consecutive weeks below 100 cases per 100,000 population.
- Flagstaff Charter, Flagstaff Unified, Grand Canyon, Page Unified, and Tuba City Unified have experienced a two-week positivity yield of 10% or below.

COVID-19 Situation Summary*



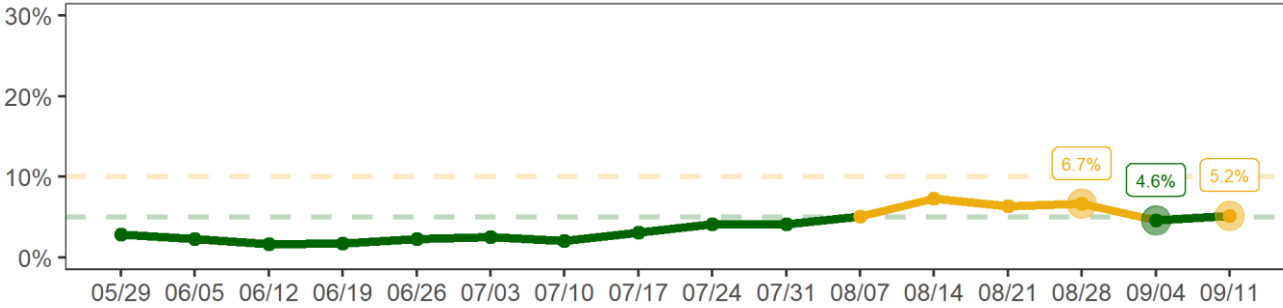
Hospitalizations

(not all hospitals are currently reporting hospitalization data to Coconino County):

	Banner Page Hospital	Flagstaff Medical Center	Tuba City Regional Healthcare
Adult ICU Bed Availability (N)	0	0	1
Adult ICU Bed Availability (%)	0%	0%	17%
Emergency Department Bed Availability (N)	7	0	30
Emergency Department Bed Availability (%)	78%	0%	100%
Med/Surg Bed Availability (N)	3	0	5
Med/Surg Bed Availability (%)	18%	0%	10%

*Hospital bed availability is determined based on bed availability as well as standard staffing schedules. Additional beds may be available that are not currently staffed.

Hospital Visits for COVID-Like Illnesses Among Coconino County Residents:



CLI Graph represents data from hospital surveillance at the county level. Not all county hospitals are reporting CLI.

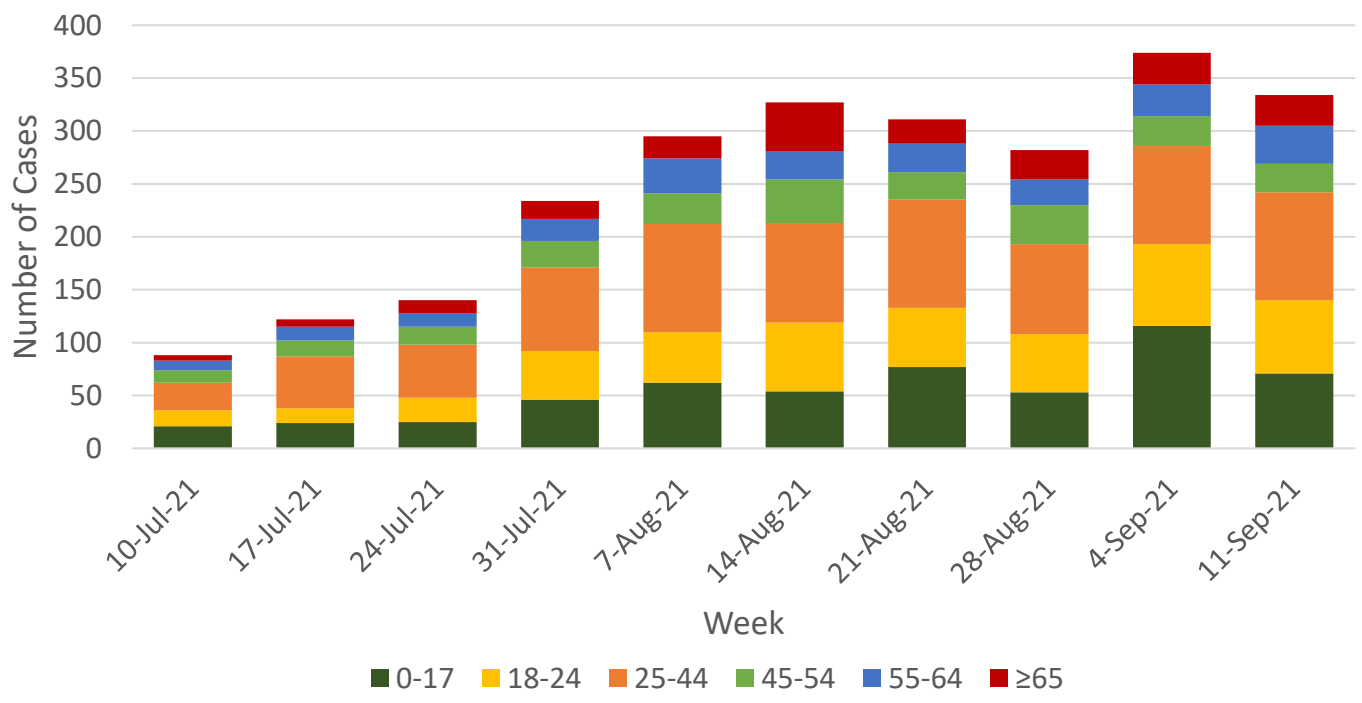
*Cases reported from 3/15/20-9/11/21

COVID-19 Situation Summary*

Age:

Age	Confirmed Cases*	Case Incidence per 100,000*
Under 18	2,877	10,273.2
18-24 years	5,190	16,856.7
25-44 years	6,366	18,044.2
45-54 years	2,307	16,195.2
55-64 years	2,001	12,075.3
65+ years	1,722	9,265.0

Age of Confirmed Cases by Week



*Cases reported from 3/15/20-9/11/21