

COVID-19 COCONINO COUNTY SCHOOLS UPDATE

COCONINO COUNTY
September 11, 2020

Introduction



The Arizona Department of Health Services (ADHS) recommends the following benchmarks for policymakers to make decisions about returning to an in-person model of instruction:

- Decline in cases **or** less than 100 cases per 100,000 individuals for two consecutive weeks.
- Two consecutive weeks with percent positivity below 7%.
- Two consecutive weeks with hospital visits for COVID-like illnesses (CLI) in the region below 10%. (CLI data is not available by jurisdiction and will be displayed at the Coconino County level).

To report suspected or confirmed cases of COVID-19 within your school, please use the following link:

<https://coconino.az.gov/2475/Case-Reporting>

School benchmarks model a **pass/fail** system.

Passing thresholds for schools approximately align with a **moderate** level of community transmission.

Green check marks in the table below indicate benchmarks for hybrid instruction that have been met.

Jurisdiction Summary

School Districts	Cases / Rate	% Positivity	CLI
Coconino County Accommodation	✓	✓	
Flagstaff Charter Schools	✓	✓	
Flagstaff Unified	✓	✓	
Fredonia-Moccasin Unified	✓	✓	
Grand Canyon Unified	✓	✓	
Maine Consolidated	✓	✓	
Page Unified	✓	✓	
Tuba City Unified	✓	X	
Williams Unified	✓	✓	
Coconino County Total	✓	✓	✓

**Summary data is current as of 9/5/20. 'Cases/Rate' is marked as met if either a decline in cases or less than 100 cases per 100,000 individuals for two consecutive weeks is met. CLI is reported on page 8 using hospital surveillance from the ADHS dashboard at the county level. Not all county hospitals are reporting CLI. Percent positivity numbers may differ from ADHS, as ADHS does not include non-electronic lab reports in % positivity calculations.*

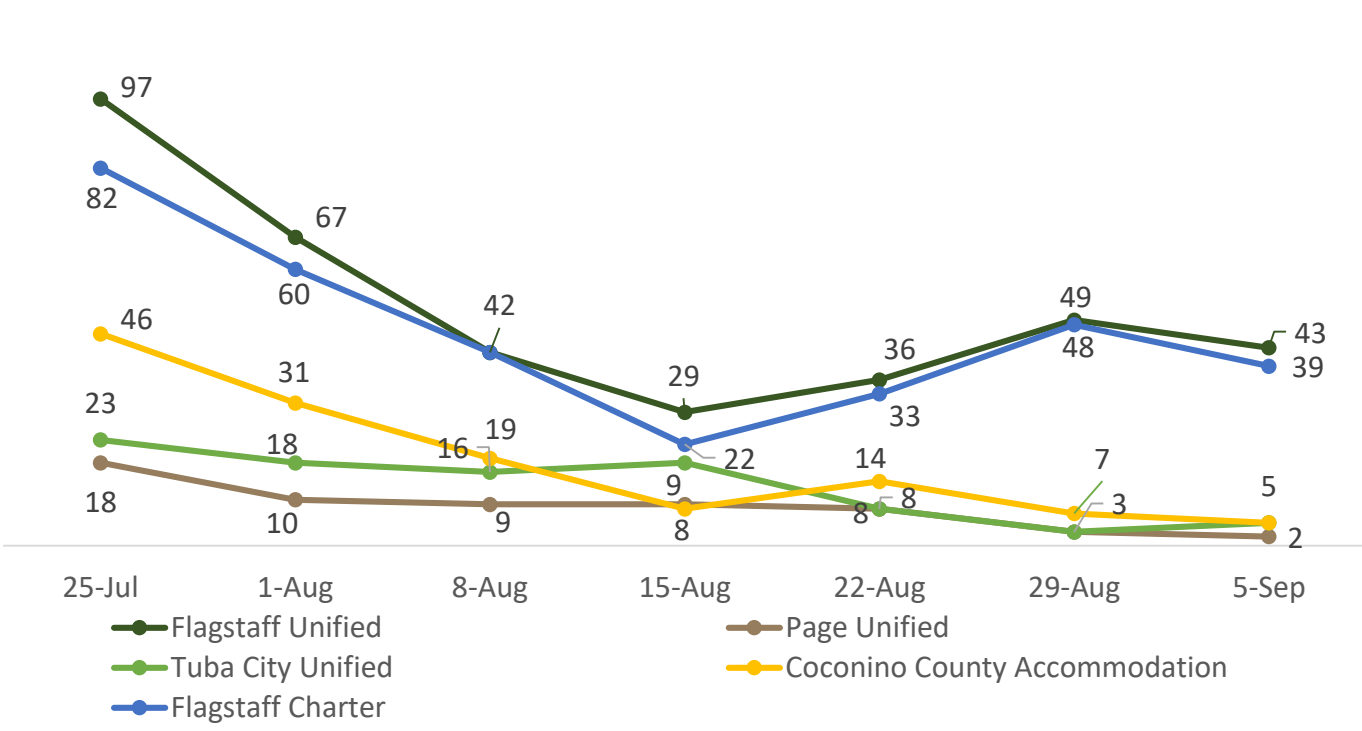
[Coconino County Dashboard Data](#)

[Arizona Department of Health Services Schools Dashboard](#)

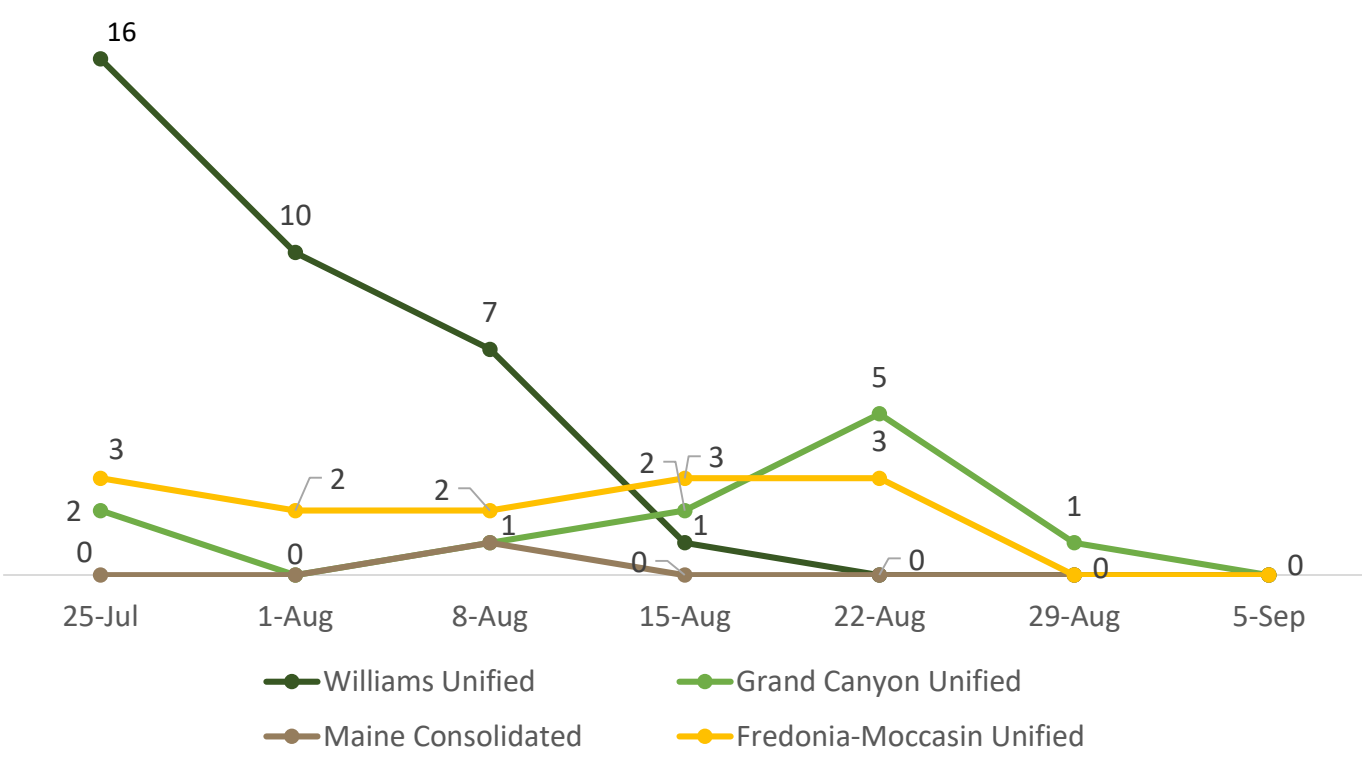
COVID-19 Situation Summary*

Location:

COVID-19 Cases by Geographic Area



COVID-19 Cases by Geographic Area



*Cases reported from 3/15/20-9/05/20

COVID-19 Situation Summary

Location:

Location	Case Incidence per 100,000		Positivity Yield	
	Week Ending August 29 th	Week Ending September 5 th	Week Ending August 29 th	Week Ending September 5 th
Coconino County Accommodation (86004)	19.6	14.0	1.7%	1.6%
Flagstaff Charter (86001, 86004, 86005, 86011)	51.6	41.9	3.3%	4.8%
Flagstaff Unified (86001, 86004, 86005, 86011, 86015, 86017, 86018, 86020, 86035)	49.2	43.2	3.2%	4.9%
Fredonia-Moccasin Unified (86022)	0**	0**	0%	0%
Grand Canyon Unified (86023)	40.2**	0**	6.3%	0%
Maine Consolidated (86018)	0**	0**	0%	0%
Page Unified (86040, 86020, 86053)	24.9	16.6	3.4%	2.6%
Tuba City Unified (86045)	25.8	43.0	4.6%	9.8%
Williams Unified (86046)	0**	0**	0%	0%

* The numbers above are subject to change in future reports, as data reporting may incur a 7 – 14 day lag from the date of testing.

** Rate calculations are not accurate indicators with low case counts and/or populations <10,000.

Key Take Away

- The following school districts have experienced two-week decrease in cases and/or two weeks below 100 cases per 100,000 population: Coconino Accommodation, Flagstaff Charter, Flagstaff Unified, Fredonia-Moccasin, Grand Canyon Unified, Maine Consolidated, Page Unified, Tuba City Unified, and Williams Unified.
- Currently, Coconino Accommodation, Flagstaff Charter, Flagstaff Unified, Fredonia-Moccasin, Grand Canyon, Maine Consolidated, Page Unified, and Williams Unified school districts have a two-week positivity yield below 7%.

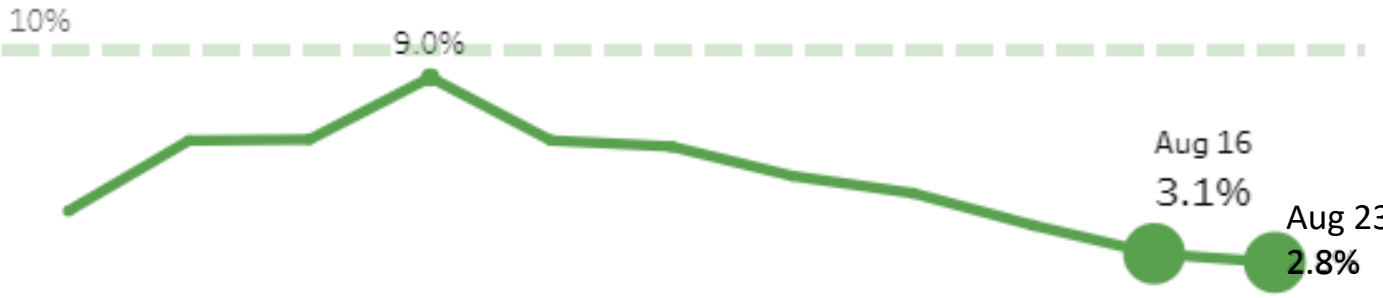
COVID-19 Situation Summary*

Hospitalizations

(not all hospitals are currently reporting hospitalization data to Coconino County):

	Banner Page Hospital	Flagstaff Medical Center	Tuba City Regional Healthcare
Adult ICU Bed Availability (N)	2	0	2
Adult ICU Bed Availability (%)	67%	0%	20%
Emergency Department Bed Availability (N)	6	4	24
Emergency Department Bed Availability (%)	67%	11%	100%
Med/Surg Bed Availability (N)	4	1	10
Med/Surg Bed Availability (%)	24%	1%	20%

Hospital Visits for COVID-Like Illnesses Among Coconino County Residents:



Graph provided by [Arizona Department of Health Services](#)

*Cases reported from 3/15/20-9/05/20