

Serial Inebriate Programs



San Diego

***Serial Inebriation
Program***



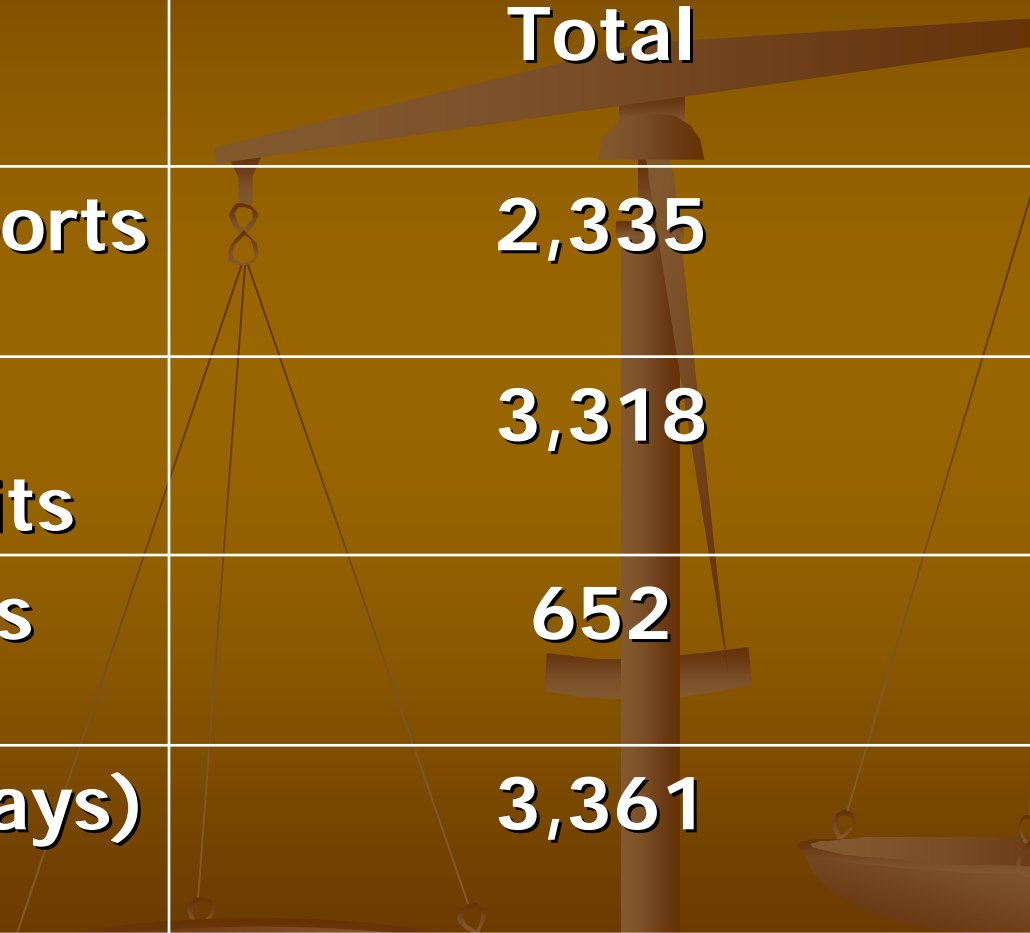
San Diego - Goals



- Program Began in 2000 as a Result of High Costs of Issue to Healthcare, Law Enforcement, and Judicial Services
- Reduce the Revolving Door Cycle
- Significantly Reduce the Uncompensated Costs and Service/Staffing Impacts
- Improve Lives and Quality of Life in San Diego

San Diego – Resource Use

(January 2000-December 2003, 529 individuals)



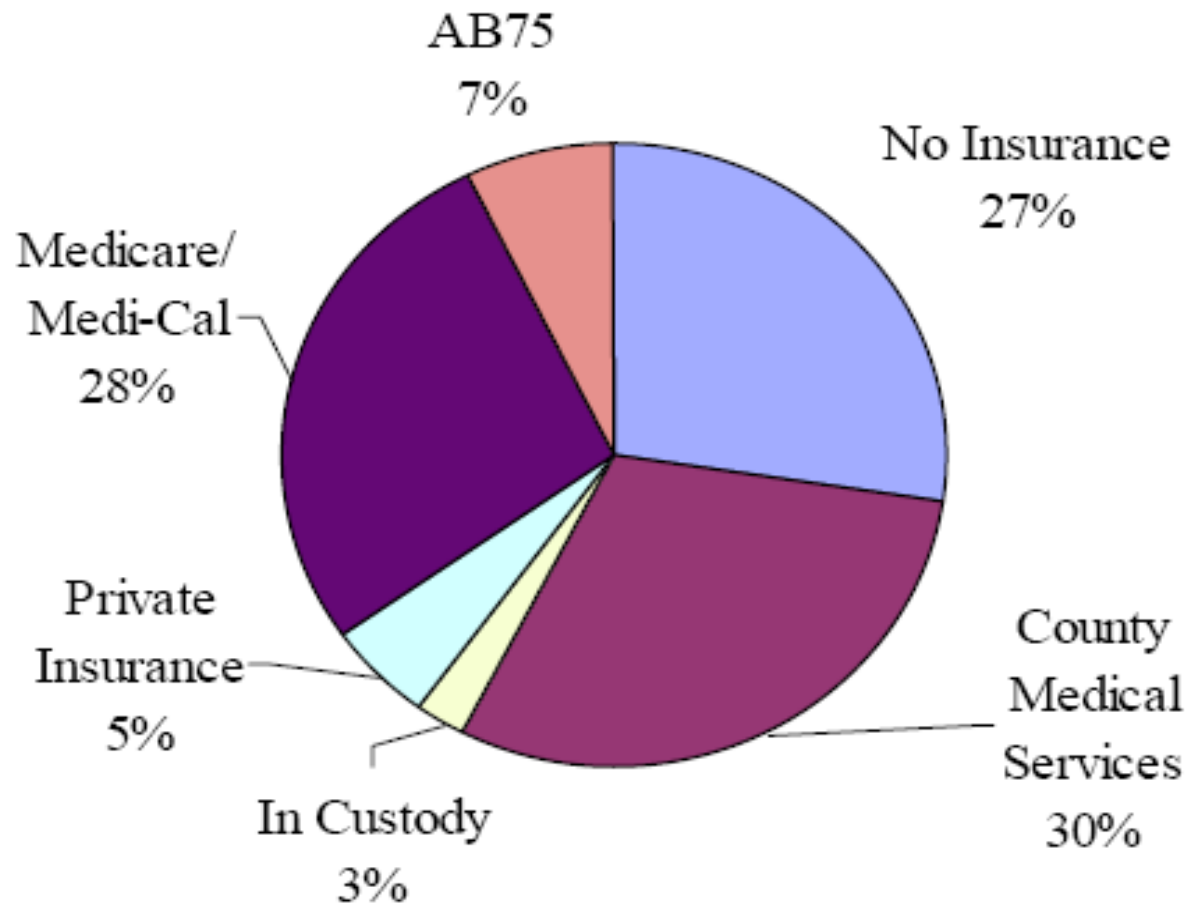
	Total
Paramedic Transports	2,335
Emergency Department Visits	3,318
Hospital Admits	652
Length of Stay (Days)	3,361

San Diego – Medical Costs

(January 2000-December 2003, 529 individuals)

	<i>Charges</i>	<i>Payment</i>	<i>Percentage</i>
<i>EMS</i>	\$1,276,977	\$176,725	13.8%
<i>ED</i>	\$2,530,398	\$389,286	15.4%
<i>In-Patient</i>	\$13,939,910	\$2,742,850	19.7%
<i>Totals</i>	<i>\$17,747,245</i>	<i>\$3,308,861</i>	<i>18.6%</i>

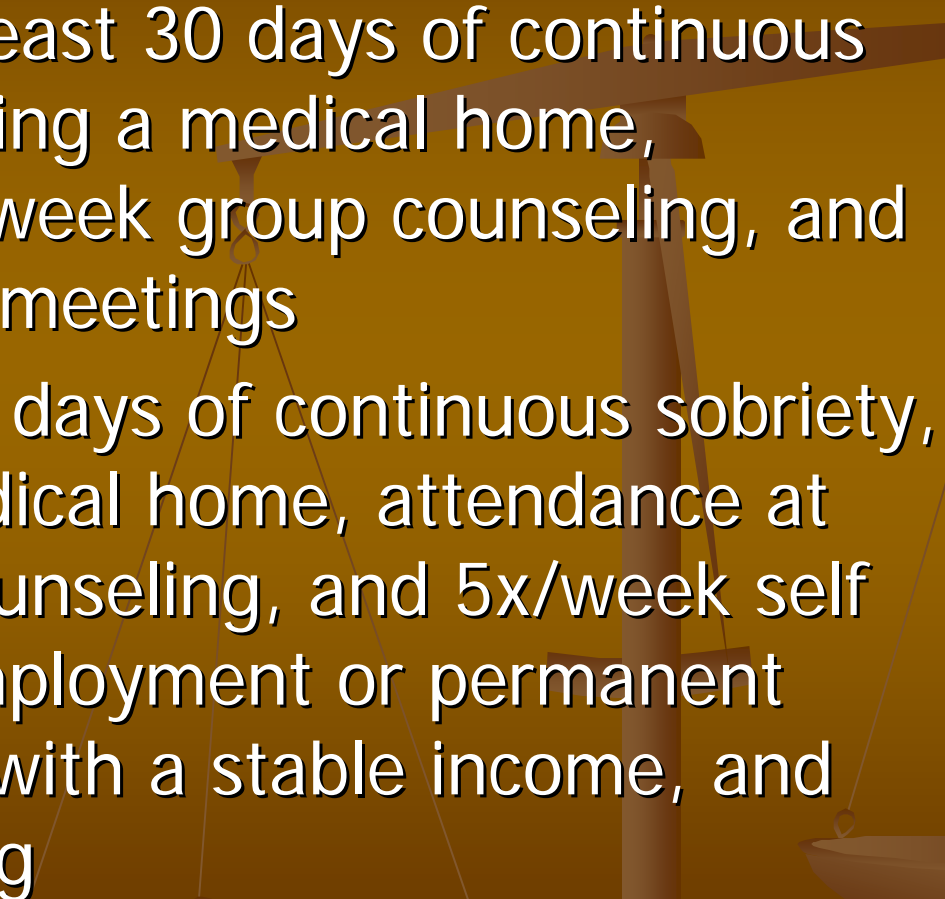
San Diego – Who Paid?



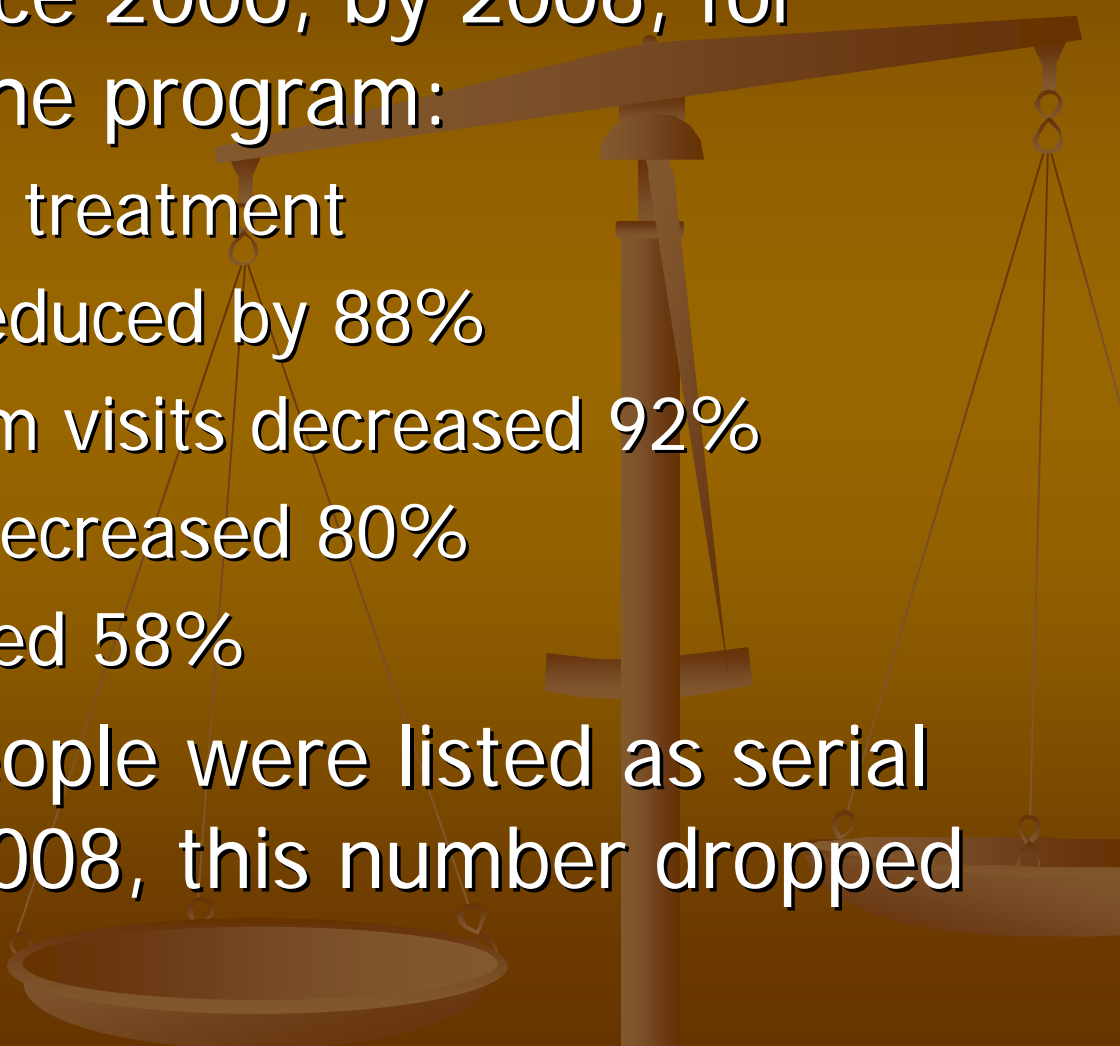
San Diego - Process



San Diego – Measuring Success

- **Completion:** at least 30 days of continuous sobriety, establishing a medical home, attendance at 3x/week group counseling, and 5x/week self help meetings
 - **Graduation:** 180 days of continuous sobriety, establishing a medical home, attendance at 3x/week group counseling, and 5x/week self help meetings, employment or permanent disability coupled with a stable income, and permanent housing
- 

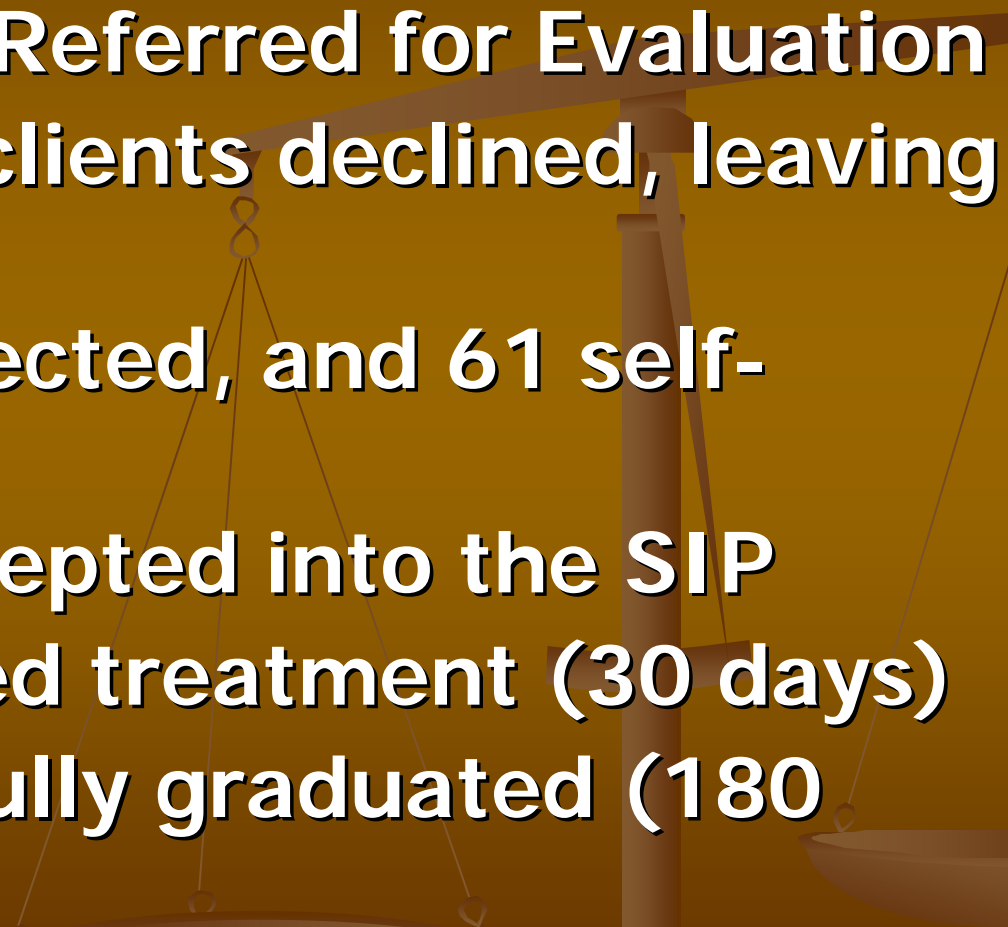
San Diego - Outcomes



- In operation since 2000, by 2006, for participants in the program:
 - 32% completed treatment
 - EMS contacts reduced by 88%
 - Emergency room visits decreased 92%
 - Hospital costs decreased 80%
 - Arrests decreased 58%
- In 2000, 887 people were listed as serial inebriates; by 2008, this number dropped to 208

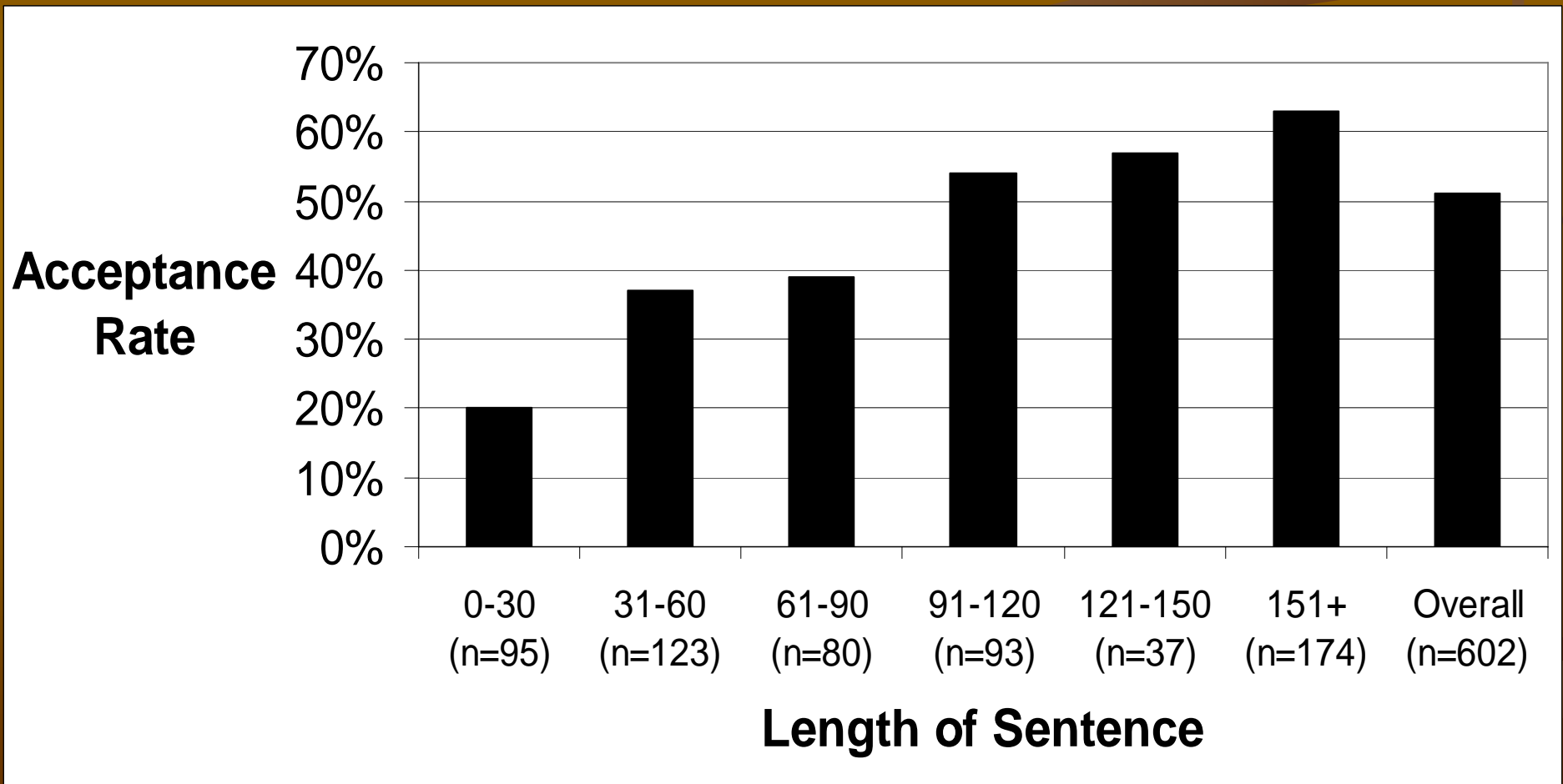
San Diego - Outcomes

■ FY 2009

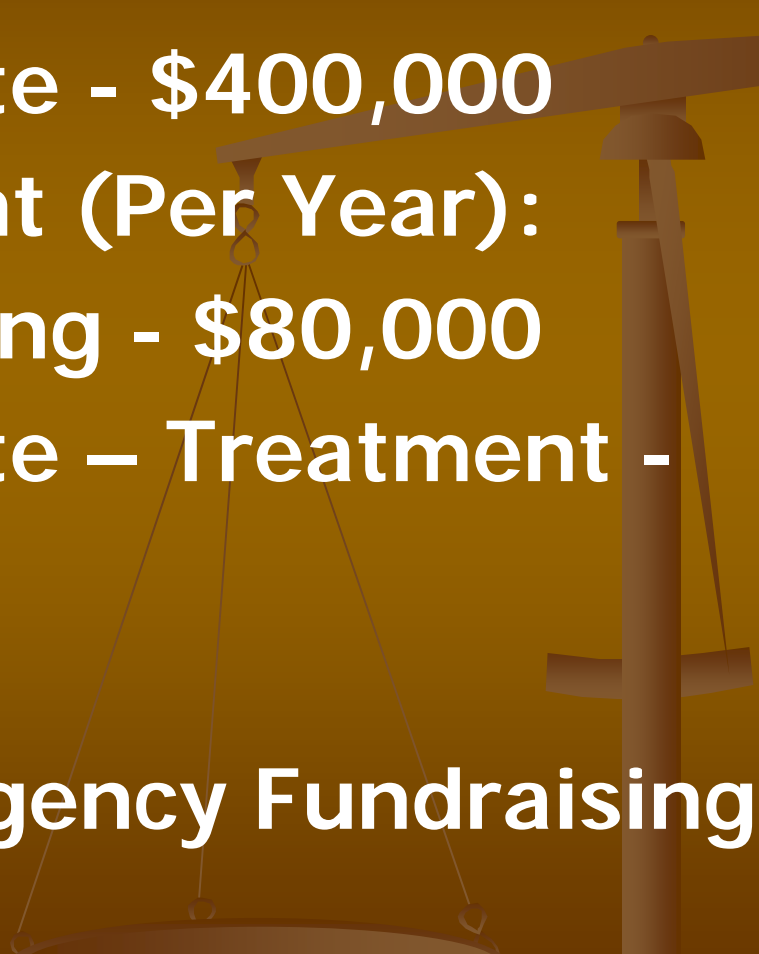
- 162 Clients Referred for Evaluation
 - 6 potential clients declined, leaving 156 total
 - 19 were rejected, and 61 self-rejected
 - 76 were accepted into the SIP
 - 41 completed treatment (30 days)
 - 16 successfully graduated (180 days)
- 

San Diego


Treatment Acceptance by Duration of Imposed Court Sentence



San Diego - Funding

- 2001-2003
 - County/State - \$400,000
 - 2003 – Present (Per Year):
 - City – Housing - \$80,000
 - County/State – Treatment - \$148,500
 - Other
 - Nonprofit Agency Fundraising
 - Client Fees
- 

San Diego - Partners

- 
- San Diego City Council
 - City of San Diego Police Department
 - City of San Diego Fire Department/Emergency Medical Services
 - San Diego City Attorneys Office
 - San Diego Office of Public Defender
 - County of San Diego Alcohol and Drug Services
 - St. Vincent de Paul Village
 - County of San Diego Sheriff's Department Detention Facilities
 - County of San Diego Superior Court
 - San Diego Inebriate Reception Center (Detox)
 - San Diego Health and Human Services
 - Medi-Coast Counseling Services
 - Mental Health Services, Inc.
 - One Day at a Time Sober Living Homes